

Default Report

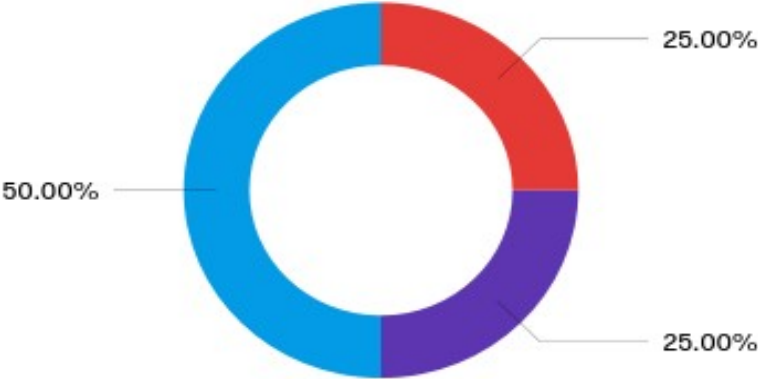
My Profiling Evaluation - Registered Training Organisation
October 16th 2017, 2:19 pm AEDT

Q1 - Please identify how many apprentices or trainees you have using My Profiling?

| Apprentices | Trainees |
|-------------|----------|
| 100 + | |
| 15 | |
| 70 | |
| 400 | |

Q3 - How

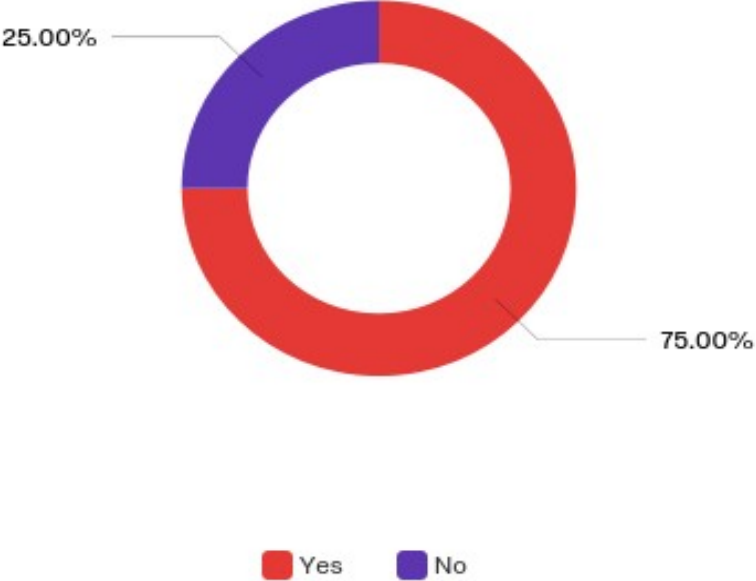
comfortable are you at using technology such as a computer or mobile device?



Very Comfortable Comfortable Mostly Comfortable Not Comfortable

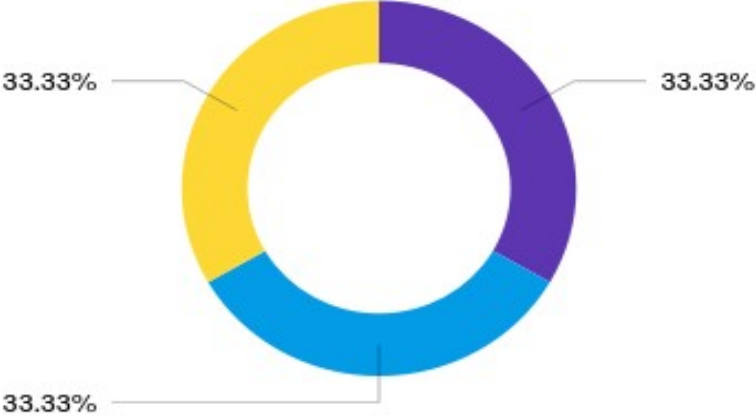
| # | Answer | % | Count |
|---|--------------------|--------|-------|
| 1 | Very Comfortable | 25.00% | 1 |
| 2 | Comfortable | 25.00% | 1 |
| 3 | Mostly Comfortable | 50.00% | 2 |
| 4 | Not Comfortable | 0.00% | 0 |
| | Total | 100% | 4 |

Q4 - Have you started using My Profiling?



| # | Answer | % | Count |
|---|--------|--------|-------|
| 1 | Yes | 75.00% | 3 |
| 2 | No | 25.00% | 1 |
| | Total | 100% | 4 |

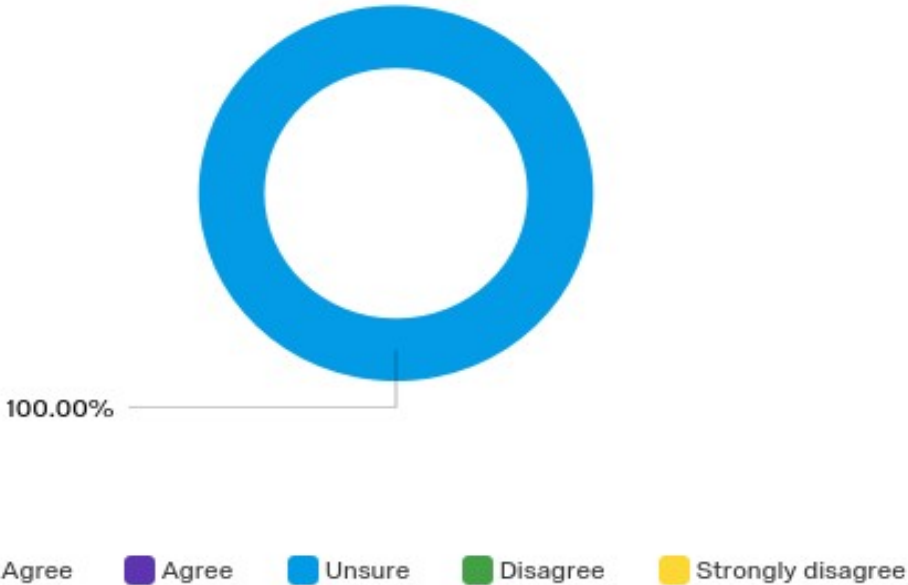
Q5 - Have you found My Profiling easy to use?



Strongly Agree Agree Unsure Disagree Strongly disagree

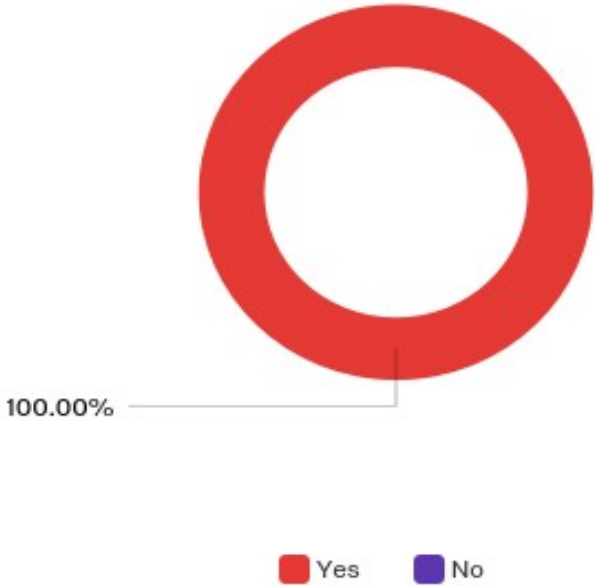
| # | Answer | % | Count |
|---|-------------------|--------|-------|
| 1 | Strongly Agree | 0.00% | 0 |
| 2 | Agree | 33.33% | 1 |
| 3 | Unsure | 33.33% | 1 |
| 4 | Disagree | 0.00% | 0 |
| 5 | Strongly disagree | 33.33% | 1 |
| | Total | 100% | 3 |

Q6 - Have you found the user guides and/or videos useful?



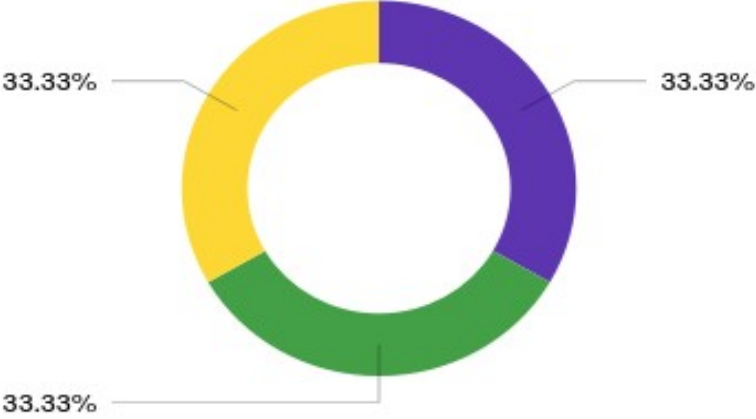
| # | Answer | % | Count |
|---|-------------------|---------|-------|
| 1 | Strongly Agree | 0.00% | 0 |
| 2 | Agree | 0.00% | 0 |
| 3 | Unsure | 100.00% | 3 |
| 4 | Disagree | 0.00% | 0 |
| 5 | Strongly disagree | 0.00% | 0 |
| | Total | 100% | 3 |

Q7 - Do you provide time during class time to support your students in familiarising themselves with My Profiling or adding workplace tasks?



| # | Answer | % | Count |
|---|--------|---------|-------|
| 1 | Yes | 100.00% | 3 |
| 2 | No | 0.00% | 0 |
| | Total | 100% | 3 |

Q8 - Has My Profiling made it easier to monitor student access to workplace learning opportunities?



■ Strongly Agree
 ■ Agree
 ■ Unsure
 ■ Disagree
 ■ Strongly disagree

| # | Answer | % | Count |
|---|-------------------|--------|-------|
| 1 | Strongly Agree | 0.00% | 0 |
| 2 | Agree | 33.33% | 1 |
| 3 | Unsure | 0.00% | 0 |
| 4 | Disagree | 33.33% | 1 |
| 5 | Strongly disagree | 33.33% | 1 |
| | Total | 100% | 3 |

Q9 - In your opinion, has My Profiling made it easier for your students to record workplace tasks to support evidence of workplace learning?



■ Strongly Agree
 ■ Agree
 ■ Unsure
 ■ Disagree
 ■ Strongly disagree

| # | Answer | % | Count |
|---|-------------------|--------|-------|
| 1 | Strongly Agree | 0.00% | 0 |
| 2 | Agree | 66.67% | 2 |
| 3 | Unsure | 0.00% | 0 |
| 4 | Disagree | 0.00% | 0 |
| 5 | Strongly disagree | 33.33% | 1 |
| | Total | 100% | 3 |

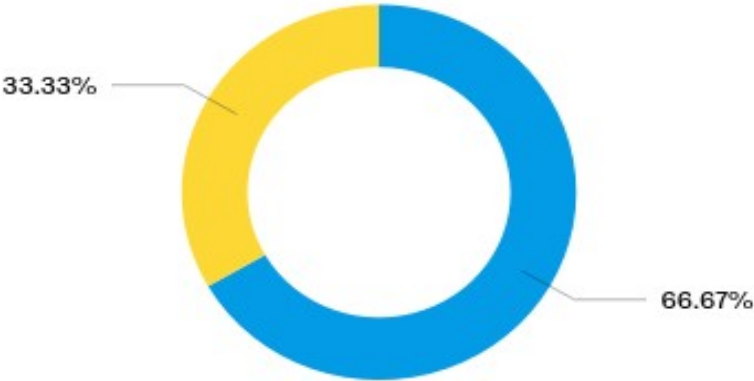
Q10 - Do the visual prompts, used in My Profiling, make it easier to see student progress and any actions required of you?



■ Strongly Agree
 ■ Agree
 ■ Unsure
 ■ Disagree
 ■ Strongly disagree

| # | Answer | % | Count |
|---|-------------------|--------|-------|
| 3 | Unsure | 33.33% | 1 |
| 5 | Strongly disagree | 0.00% | 0 |
| 1 | Strongly Agree | 33.33% | 1 |
| 4 | Disagree | 33.33% | 1 |
| 2 | Agree | 0.00% | 0 |
| | Total | 100% | 3 |

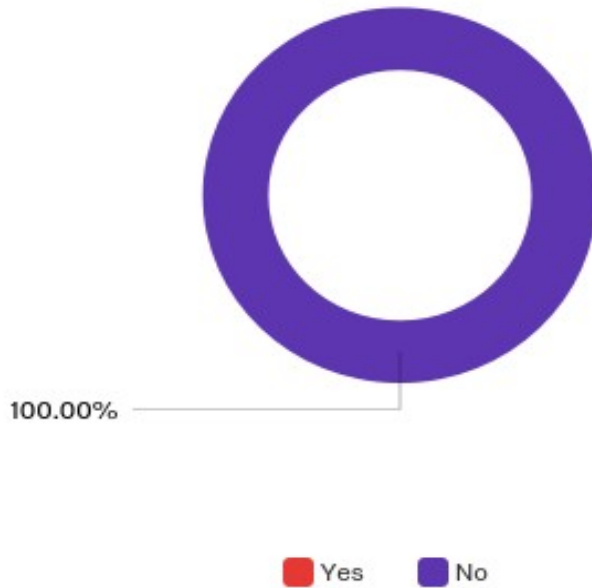
Q11 - Do the pictures (workplace tasks) recorded as achieved by a student provide adequate detail for you to confirm they have completed relevant workplace tasks?



■ Strongly Agree
 ■ Agree
 ■ Unsure
 ■ Disagree
 ■ Strongly disagree

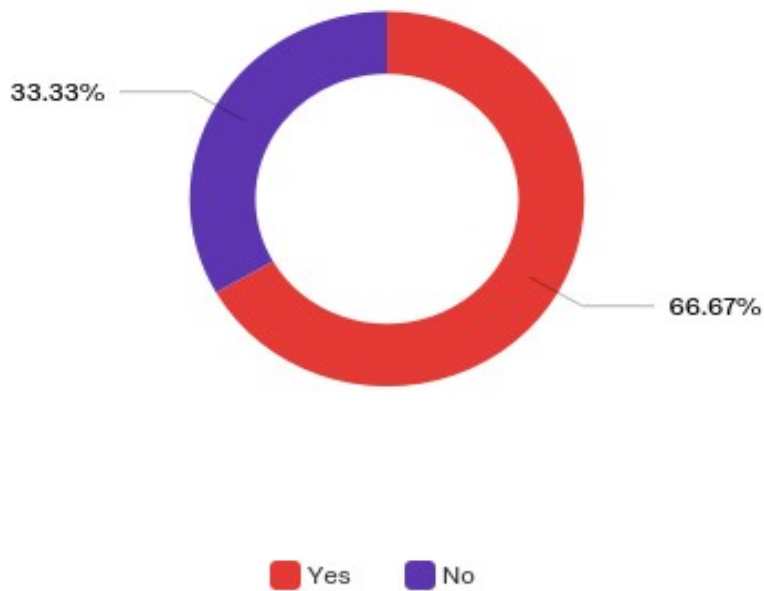
| # | Answer | % | Count |
|---|-------------------|--------|-------|
| 1 | Strongly Agree | 0.00% | 0 |
| 2 | Agree | 0.00% | 0 |
| 3 | Unsure | 66.67% | 2 |
| 4 | Disagree | 0.00% | 0 |
| 5 | Strongly disagree | 33.33% | 1 |
| | Total | 100% | 3 |

Q12 - Have you provided feedback either directly or through your RTO to eLearning Australia (the developer of My Profiling) to further enhance details (pictures/text) recorded against the qualification or units of competency to better reflect industry and training package requirements?



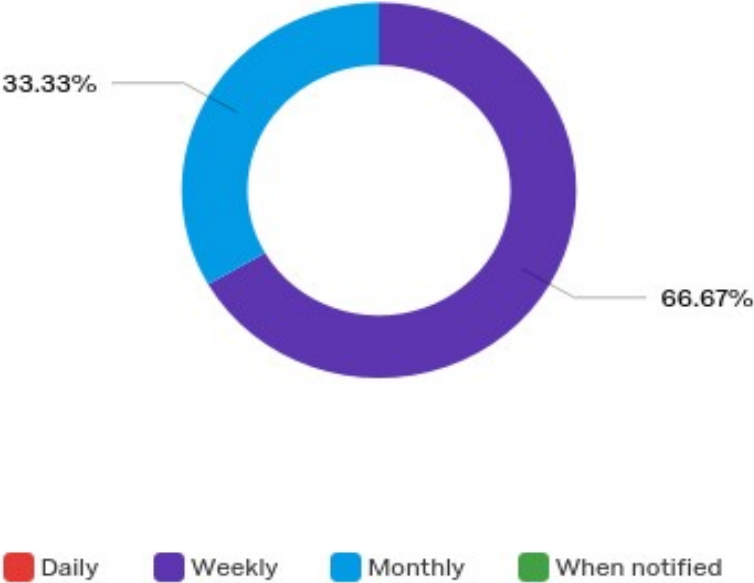
| # | Answer | % | Count |
|---|--------|---------|-------|
| 1 | Yes | 0.00% | 0 |
| 2 | No | 100.00% | 3 |
| | Total | 100% | 3 |

Q13 - Do you currently use the Workplace Standard Achieved (WPSA) function in My Profiling when seeking support from an employer regarding whether your student meets the workplace and industry standards against a unit of competency?



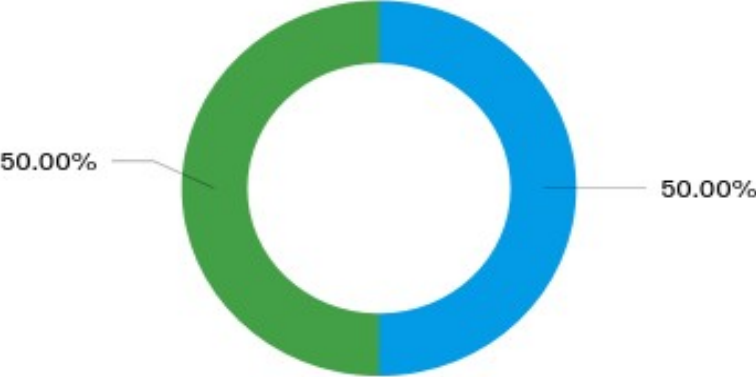
| # | Answer | % | Count |
|---|--------|--------|-------|
| 1 | Yes | 66.67% | 2 |
| 2 | No | 33.33% | 1 |
| | Total | 100% | 3 |

Q14 - How often do you use My Profiling to monitor student progress or take action?



| # | Answer | % | Count |
|---|---------------|--------|-------|
| 1 | Daily | 0.00% | 0 |
| 2 | Weekly | 66.67% | 2 |
| 3 | Monthly | 33.33% | 1 |
| 4 | When notified | 0.00% | 0 |
| | Total | 100% | 3 |

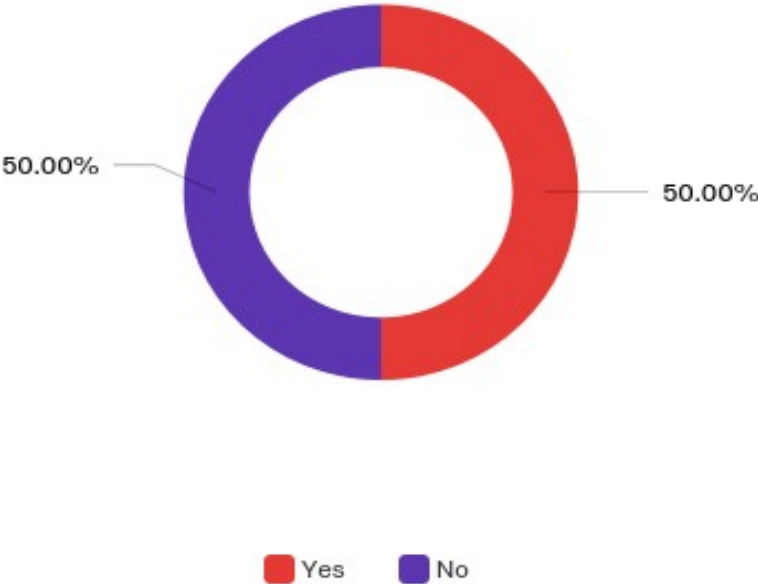
Q15 - On average, how much time do you spend against each student when using My Profiling?



1 - 2 minutes 3 - 5 minutes 6 - 8 minutes 10 minutes plus

| # | Answer | % | Count |
|---|-----------------|--------|-------|
| 1 | 1 - 2 minutes | 0.00% | 0 |
| 2 | 3 - 5 minutes | 0.00% | 0 |
| 3 | 6 - 8 minutes | 50.00% | 1 |
| 4 | 10 minutes plus | 50.00% | 1 |
| | Total | 100% | 2 |

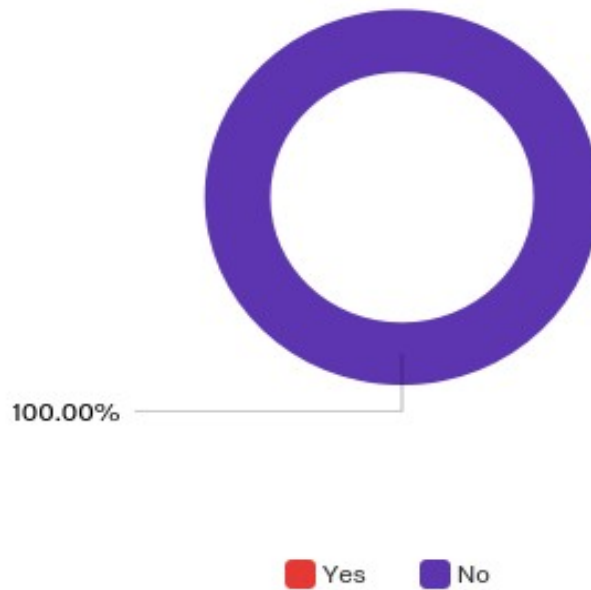
Q16 - Do the bar graphs provide enough detail for you to determine that a student is given adequate opportunity in a broad range of workplace tasks?



| # | Answer | % | Count |
|---|--------|--------|-------|
| 1 | Yes | 50.00% | 1 |
| 2 | No | 50.00% | 1 |
| | Total | 100% | 2 |

Q17 - Do

you use the unit comments to communicate with the employer or student?



| # | Answer | % | Count |
|---|--------|---------|-------|
| 1 | Yes | 0.00% | 0 |
| 2 | No | 100.00% | 3 |
| | Total | 100% | 3 |